



GloBE-Reg

English

Clinician Login

Email/User Name

Password

6 digit PIN from your mobile device 

Click on the following link for further information about OTP authentication: [OTP Authentication](#)

Log in

For further information visit globe-reg.net

To request access to the system please click on the following link: [Clinician Self-Registration](#)

Forgotten password? To reset your password please click on the following link: [Reset Password](#)

For any other enquiries please contact the System Administrator: [Contact Us](#)

All new users can use
the self-registration link



Australasian Paediatric Endocrine Group



The Japanese Society for
Pediatric Endocrinology

PES PEDIATRIC ENDOCRINE SOCIETY



© University of Glasgow




Fields marked with * are required

* Centre

Complete user detail fields.

Save

← → ↻ 🏠 🔒 https://www.mvls.gla.ac.uk/GlobeReg/UserRegistration/Create?languageCode=en 🔍 🔊 ⭐ ⚙️ 👤 ⋮

 GloBE-Reg English ▼

Clinician New User Registration

Fields marked with * are required

Title

* Surname

* Given Name

Middle Names

* Email Address (and User Name)

* Password

* Confirm Password

Telephone

I am the Centre Lead for this Centre ☐

Filter Centres by Country (optional)

* Centre

- Create and confirm password.

Please Note:

- Password must be at least 8 characters
- Password must contain both lower and upper case letters
- Password must contain at least one numeric character
- Password must contain at least one of the following symbols: @ # ! ? € \$ £ % & _ + - ~

Clinician New User Registration

Fields marked with * are required

Title

* Surname

* Given Name

Middle Names

* Email Address (and User Name)

Password must be at least 8 characters
Password must contain both lower and upper case letters
Password must contain at least one numeric character
Password must contain at least one of the following symbols: @ # ! ? € \$ £ % & _ + - ~

* Password

* Confirm Password

I am the Centre Lead for this Centre

☐

Filter Centres by Country (optional)

* Centre

Save

- Select -

- Select -

- Select -

- My Centre is not listed - add Centre details -

Glasgow - Glasgow-Test

Glasgow - NHS Greater Glasgow & Clyde Health Board

If you can't find your centre in the list, select ' My Centre is not listed – add Centre details'

* Surname

* Given Name

Middle Names

* Email Address (and User Name)

Password must be at least 8 characters
Password must contain both lower and upper case letters
Password must contain at least one numeric character
Password must contain at least one of the following symbols: @ # ! ? € \$ £ % & _ + - ~

* Password

* Confirm Password

I am the Centre Lead for this Centre

Filter Centres by Country (optional)

* Centre

- Select - ▾

* Centre Name

* City

* Country


Address

- Select - ▾

Tick this box if you are the lead for the Centre

Complete the additional Centre fields that appear.

Save




Clinician New User Registration

User Registration Request created. The System Administrator will now review the Request and you will receive a confirmation email when the Request has been approved.

You will receive a confirmation that your request has been created.
Please wait for your account to be approved – this should take no more than 1 working day.

Please keep an eye on your email (including your junk folder) for notification that your user registration request has been approved.

GloBE-Reg - User Registration Request Approved

 This message was identified as junk. We'll delete it after 10 days. [It's not junk](#)



mvls-it-no-reply@glasgow.ac.uk

To: You

Dear Colleague,

Your Registration Request for the GloBE-Reg system has been approved as follows:

Your user name **username**

Your password is the password you entered when you registered.

Log in at: [GloBE-Reg](#)

Best wishes

GloBE-Reg team

info@gloBE-Reg.net

globe-reg.net

Click on link to go back
to Login page